

C-BAND MIMO DUAL POLARIZED - SPATIAL & POLARIZATION DIVERSITY-BROADBAND ANTENNA


Model HYC-MIMO-SAPDBA-469

4000 – 6400 MHz.

2x100 Watts

2X9 dBi. Gain

DESIGN FEATURES: The HYC-MIMO-SAPDBA-469 dual polarized antenna is designed to provide wideband Symmetrical sectors by 60° in H and E planes transmission/reception of horizontal and vertical polarized radio signals from 4000 to 6400 MHz bands. The ruggedized design improve mechanical durability of antenna in harsh environment. The specially designed mounting arrangement results in fast installation. This dual polarized MIMO space diversity antenna system is particularly suitable for transmission, reception, monitoring, applications for mobile applications on trains, rail and roads, cable rail, track side radio relay, due to its capability of receiving/transmitting both the E & H polarized signals simultaneously in spatial diversity. The flat gain and very high port isolation provides strong performance over the entire frequency of 4000-6400 MHz.



CONSTRUCTIONS: The **HYC-MIMO-SAPDBA-469** antenna operates at D.C. ground with low resistance discharge path for protection against lightning and immunity to noise. All the screws, nuts and bolts of antenna are made of stainless steel.

MECHANICAL SPECIFICATIONS:

Support Radiating Elements Materials

Mounting Hardware -Materials

Net Weight Approx.

Wind Rating

Size H,L,W,Mount

Radome

Mounting Clamps Position

Maximum Mount Pipe Diameter

Delrin and gold-plated copper

Marine Grade Stainless Steel

<1.2 Kg.

180 km/Hr.

235 x125x40 +75 mm

ABS

@ back of the Boom

50mm

ENVIRONMENTAL SPECIFICATIONS:

Operating Temperature

Storage Temperature

Humidity

Pressure balancing and moisture removal

-40 to + 85 Degrees Celsius

- 50 to +85 Degrees Celsius

0 to 95 % RH

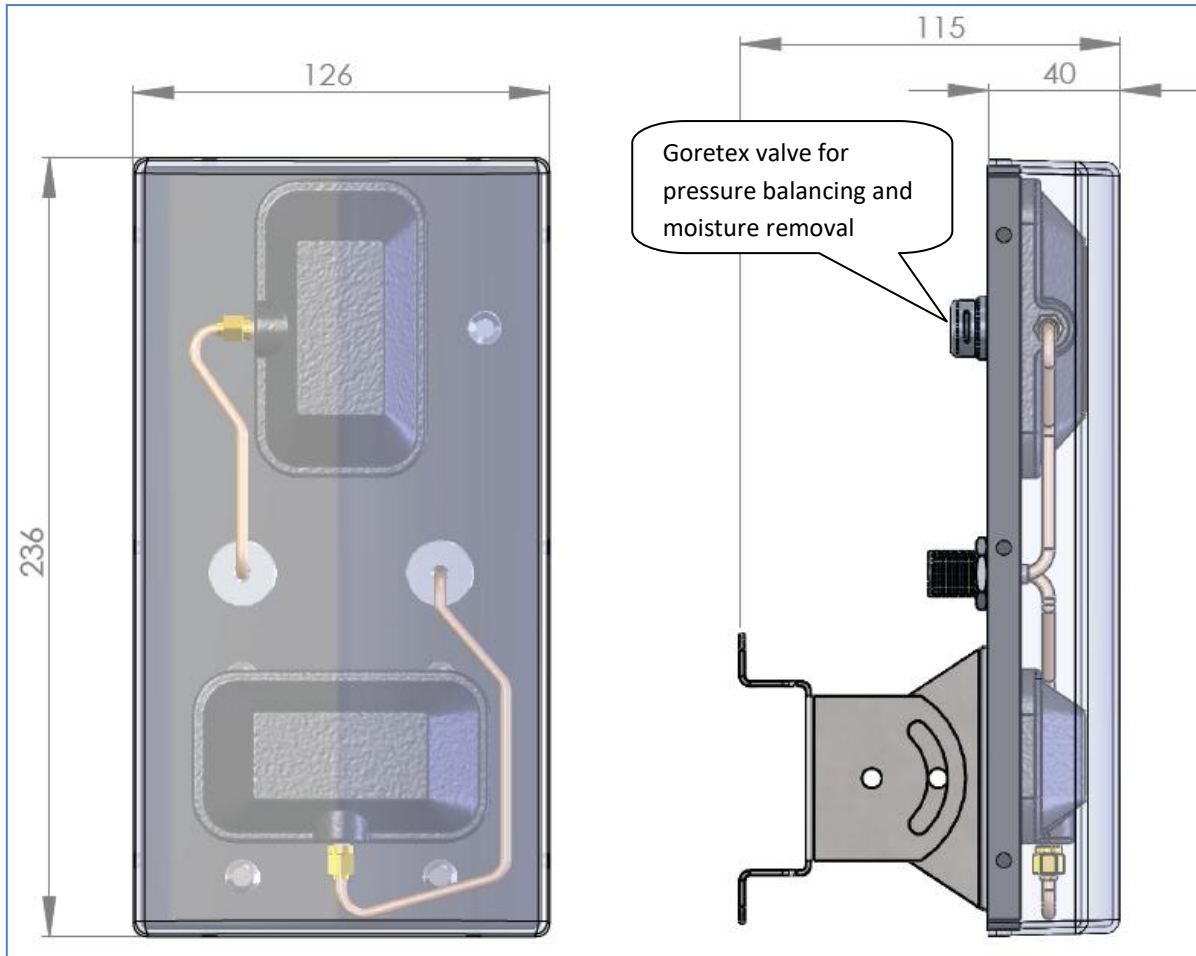
Goretex valve

RECOMMANDATIONS :

Selon la puissance injectée ne pas stationner dans l'axe de l'antenne à moins de 10 mètres pour une puissance de 2x0.5 watts émetteur (8 watts de PAR). [{Calculateur des distances de sécurité}](#)

Rester en deçà du seuil maximal des niveaux réglementaires.

Consulter le [Portail Radiofréquences de l'Etat Français](#)




ELECTRICAL SPECIFICATIONS:

Frequency Range	4000-6400 MHz.
Gain-Typical	2x9 dBi
Port isolation-Typical	60 dB.
Bandwidth	Entire Band
Polarization	Dual – V & H
Input Impedance	50 Ohms
Radiation Pattern	Directional
Horizontal Beam-width–Half power Points.	60 Degrees Typical
Front to Back Ratio	30 +/- 3 dB. Typical
VSWR – Better Than	1.5:1
RF Power Handling Capacity	2x100 Watts
Input Termination	2 x N-Female
Lightning Protection	DC Ground

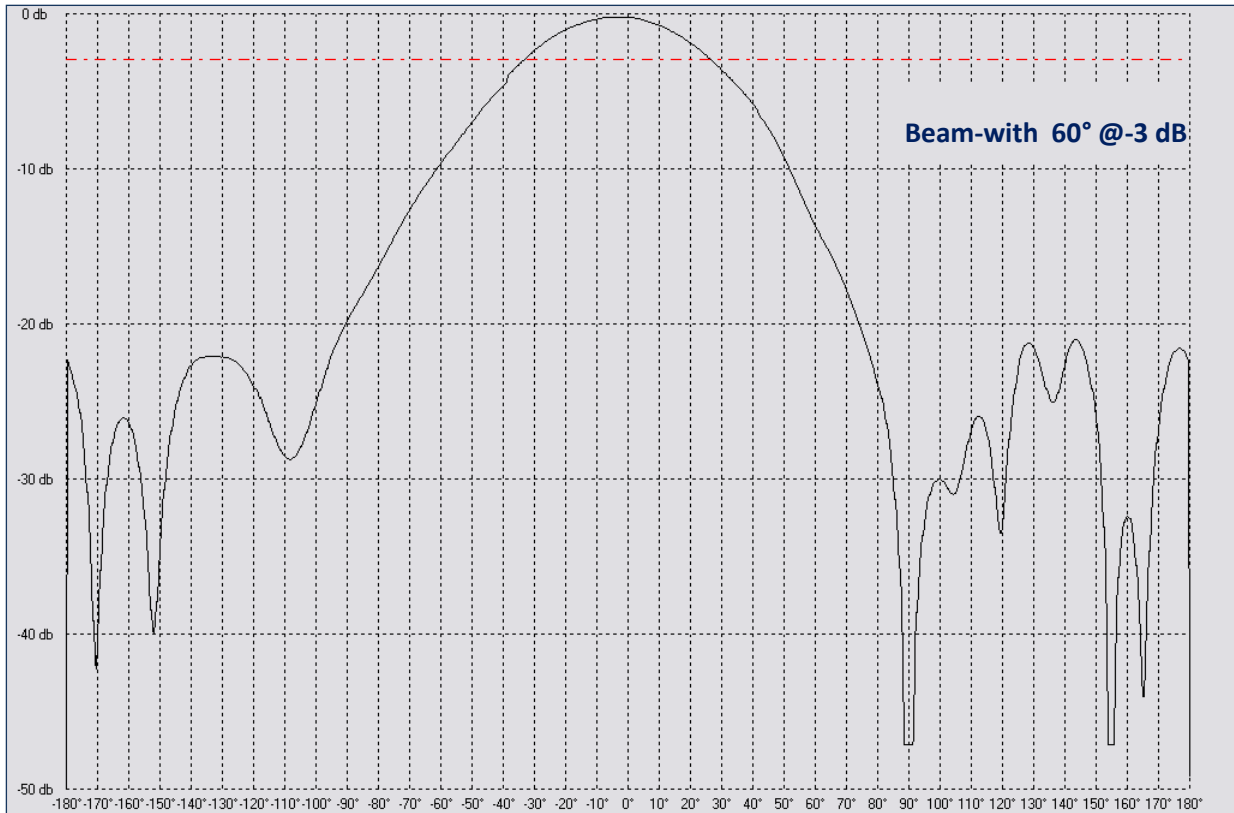
RECOMMANDATIONS :

Selon la puissance injectée ne pas stationner dans l'axe de l'antenne à moins de 40 mètres pour une puissance de 2x100 watts émetteur (1800 watts de PAR). [{Calculateur des distances de sécurité}](#) Rester en deçà du seuil maximal des niveaux réglementaires.

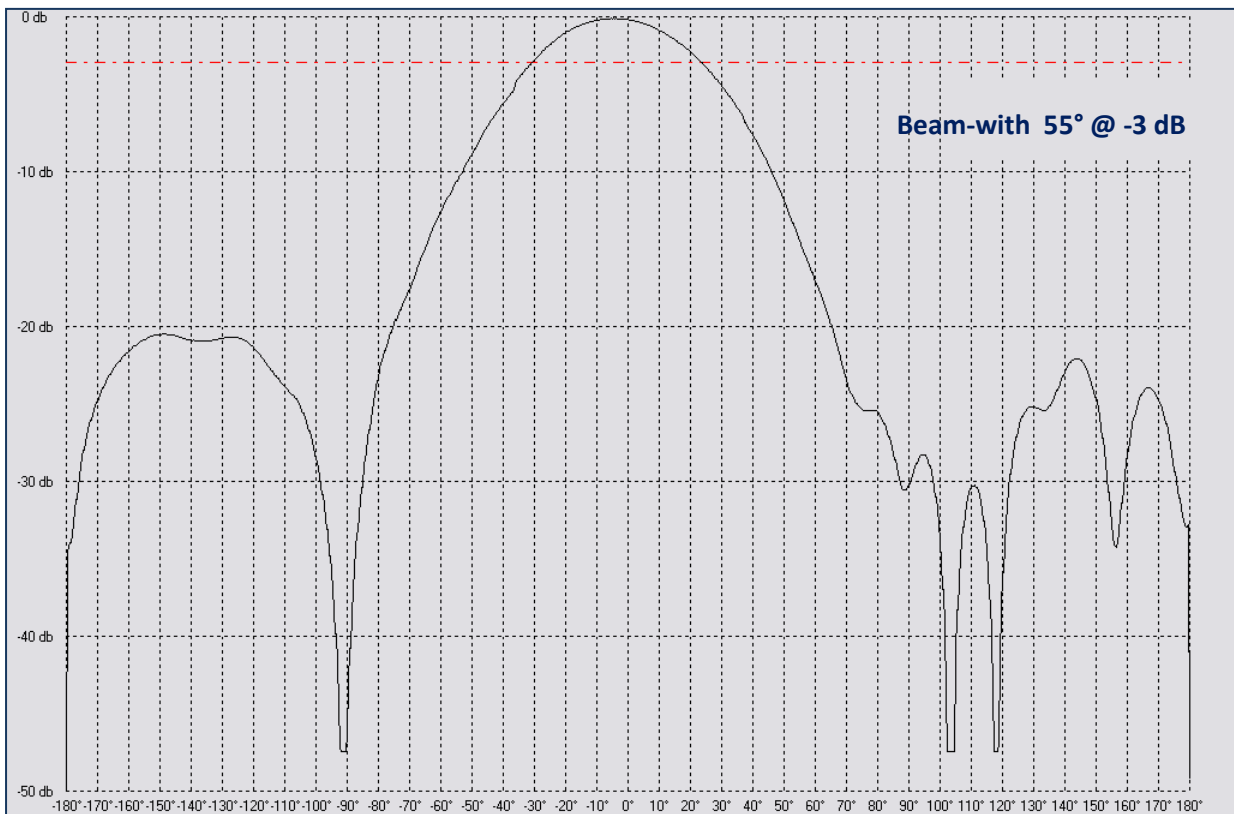
Consulter le [Portail Radiofréquences de l'Etat Français](#)



Enclosures and containers are vulnerable. Vulnerable to failed seals, condensation and contamination. Vulnerable to leakage and structural failure. How likely is an enclosure or container to fail? All it takes is a change in internal pressure that stresses seals and antenna radome. Even a change in temperature or altitude could cause a pressure change, or it could happen because the contents of a container outgas or scavenge oxygen. In the case of mobile devices, enclosures could fail if they're inadequately protected against liquids, dust and other environmental factors. Whatever the cause, the result could damage a product's performance and integrity, or even lead to an expensive product failure or significant clean-up.



Fréquency 5.5 GHz. E plane in Vertical polarization or H plane in horizontal polarization



Fréquency 5.5 GHz. H plane in Vertical polarization or E plane in horizontal polarization